



Memory Game Instructions

Game Set up

Print the cards on hard paper. Cut out the cards and shuffle them.

Game Play

1. The objective of the game is to collect the most pairs of cards.
2. Shuffle the cards and lay them on the table, face down, in rows of four.
3. The youngest player goes first. Play then continues in a clockwise direction.
4. On each turn, a player turns over any two cards (one at a time) and keeps them if the cards match (for instance, two ladders)
5. If they successfully match a pair, they get to keep the cards, and that player gets another turn.
6. When a player turns over two cards that do not match, those cards are turned face down again (in the same position) and it becomes the next player's turn.
7. The trick is to remember which cards are where.
8. The person with the most pairs at the end of the game wins.




firefighter



firetruck



fire



ladder




firefighter




firetruck




fire



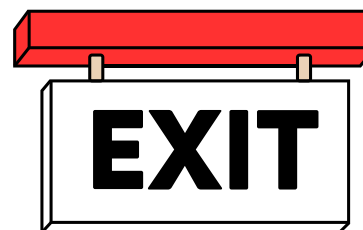
ladder



fire
extinguisher




hydrant




exit sign



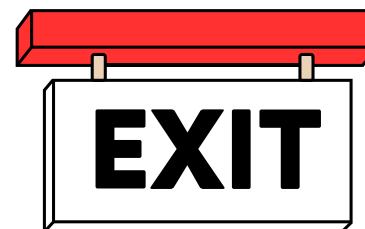
smoke
alarm



fire
extinguisher



hydrant



exit sign



smoke
alarm



helmet



fire hose




boots



axe



helmet



fire hose



boots




axe



firehouse



fire jacket



siren




radio



firehouse



fire jacket



siren



radio